



PRODUCT SPECIFICATIONS

E7-25325

ADJUSTABLE CONTROL THERMOSTAT

APPLICATION

The E7-25325 is designed for use as an adjustable control thermostat for freeze protection and temperature maintenance applications requiring pipewall or tankwall sensing.

E7-25325 has an aluminum lacquer finished die-cast aluminum enclosure provides watertight and dust tight protection (per IP66) and is Exd IIC T6 rated. The tamper-resistant, threaded and gasketed aluminum dial cover is externally adjustable.

The E7-25325 is approved for use in both ordinary (non-classified) and hazardous (classified) locations.

RATINGS



Voltage rating.....	125/250/480 Vac
Switch rating	22 amps
Switch type	SPDT ¹
Electrical connection ²	terminal blocks
Adjustable control range.....	-4°C to 163°C
Maximum control differential	3.9°C
Set point repeatability	±1.9°C
Maximum bulb exposure temperature.....	343°C
Bulb dimensions	6.4 x 210 mm
Bulb material.....	stainless steel
Capillary length.....	3 m
Capillary material.....	stainless steel



Notes


1. See back for typical wiring diagram.
2. The E7-25325 utilizes a 3/4" NPT conduit hub with an internal grounding terminal. The external bonding terminal is not to be used as the primary equipment grounding terminal. The internal grounding terminal shall be used as the primary equipment grounding means and the external grounding terminal is only for a supplemental (secondary) bonding connection where local authorities permit or require such a connection.
3. Date code format on nameplate is "YYWW" for year and week.
4. Zone hazardous locations flameproof gap and joint details. Activation plunger to guide through hole gap joints: 28.1 mm minimum length by 0.08 mm maximum annular gap. Adjustment shaft to shaft through hole gap joints: 27.0 mm minimum length by 0.08 maximum annular gap.
5. Plug is approved explosion-proof with the product as a full assembly, and does not carry individual markings.



CERTIFICATIONS/APPROVALS

  II 2 G Ex d IIC T6 Gb DEMKO 12ATEX1204259X
 II 2 D Ex tb IIIC T85°C Db IP66
 -40°C ≤ T_{AMB} ≤ +75°C

  IEC Certification Scheme for Explosive AtmospheresUL
 09.0004X
 Ex d IIC T6
 Ex tD A21 IP66 T85°C ⁵
 -40°C ≤ T_{Amb} ≤ +75°C

 Underwriters Laboratories Inc. Ordinary
 LocationsHazardous (Classified) Location
 Class I, Divisions 1 & 2, Groups B, C and D
 Class II, Divisions 1 & 2, Groups E, F and G
 Class III, Divisions 1 and 2
 Class I, Zone 1, Group IIB + H₂ T6

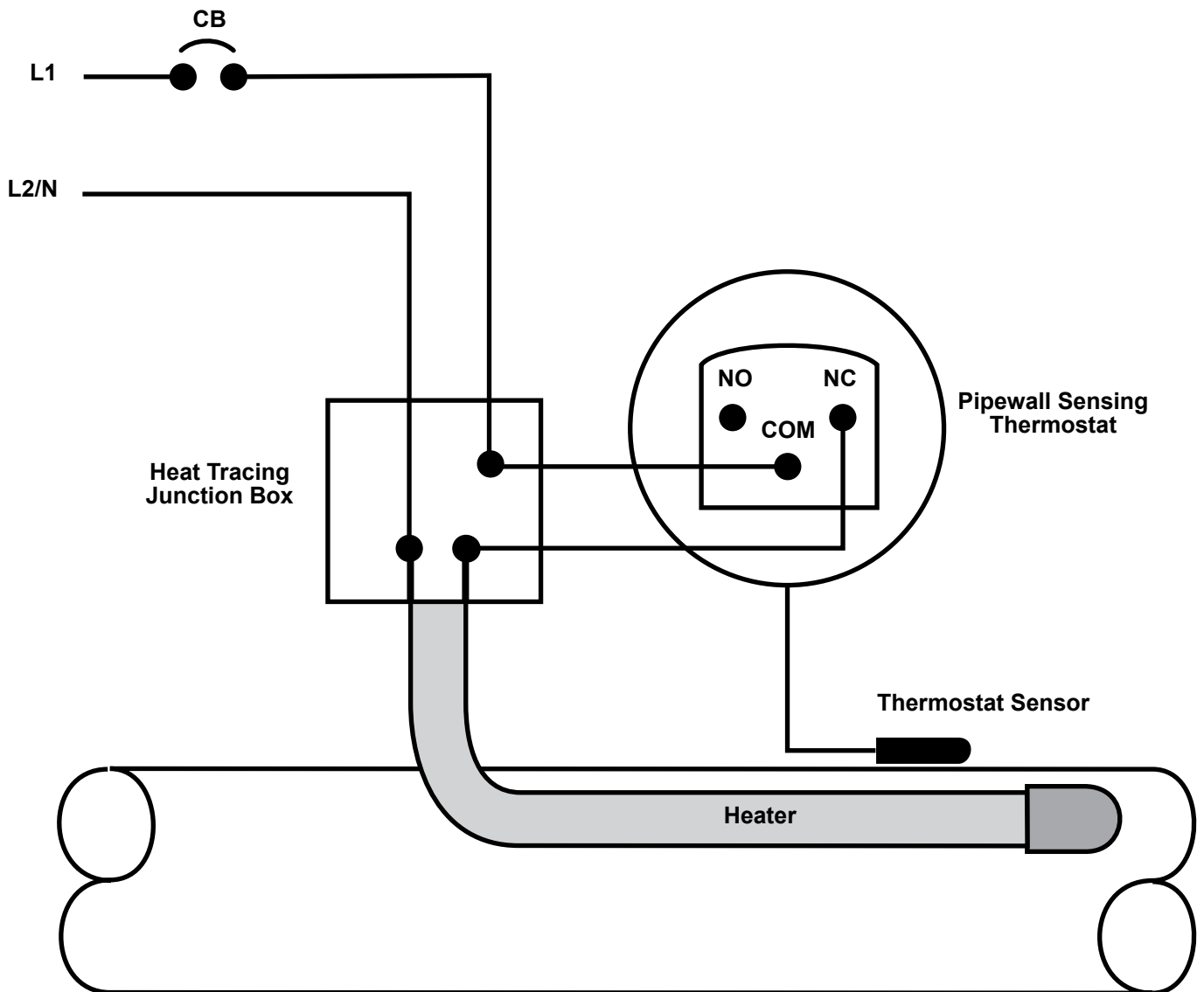


PRODUCT SPECIFICATIONS

E7-25325

ADJUSTABLE CONTROL THERMOSTAT

TYPICAL WIRING DIAGRAM ¹



Notes

1. Two pole circuit breakers required in hazardous areas only.