

FAK-7

Seal Kit for TubeTrace
and ThermoTube

INSTALLATION PROCEDURES

MADE IN USA



The Heat Tracing Specialists®

FAK-7

FAK-7 Seal Kit is designed to protect the thermal insulation and seal tubing bundle ends. When installed, it should allow normal expansion and contraction of the tubing (and heat trace, if included) without straining or damaging the overjacket.

Kit Contents . . .

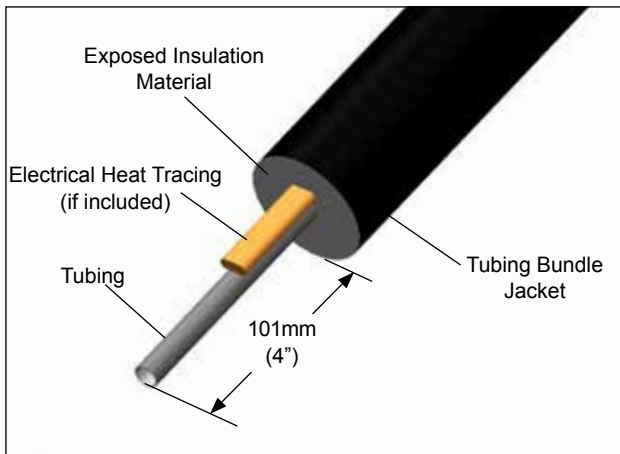


Item	Quantity	Description
1	1	Self Vulcanizing Tape
2	3	RTV Tube

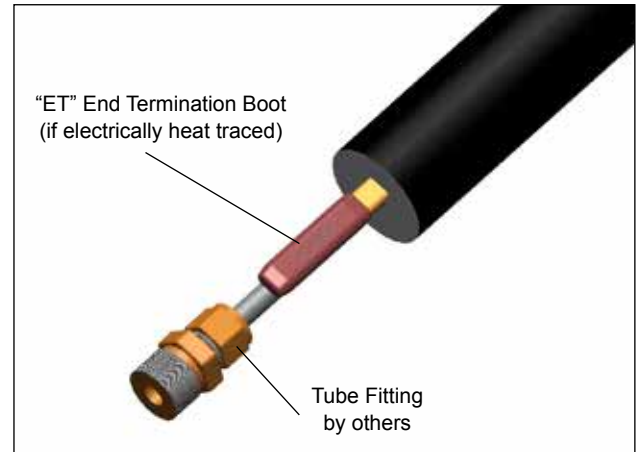
Installation Precautions . . .

- These instructions should be used in conjunction with instructions for the electrical heat tracing and any other accessory items being installed.
- Keep ends of bundle, heat tracing (if any), and kit components dry before and during installation.

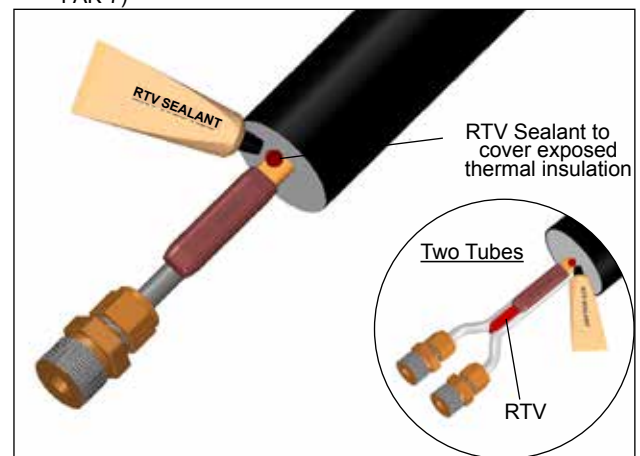
Installation Instructions . . .



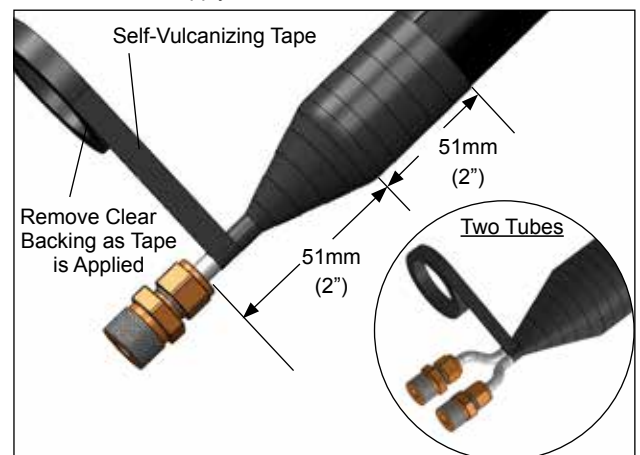
1. Strip back insulation approximately 101mm (4") from tubing bundle end .



2. Deburr end of tubing and make necessary field installation connections. If tubing is electrically heat traced, make-up end termination and/or power connection per instructions included with the appropriate termination kit. (order separate from the FAK-7)



3. Liberally apply RTV sealant to tubing bundle insulation. For multi-tubes, apply RTV between the tubes.



4. While removing the clear backing from tape, wrap end of tubing bundle with self-vulcanizing tape. Start a minimum of 51mm (2") above the cut on the outer jacket and continue a minimum of 51mm (2") along the bare tubing. Overlap the tape at least 50%. If electrically heat traced, it is recommended that the end termination be sealed and placed inside the insulation or at the connection, to assure no moisture enters the bundle insulation.



THERMON . . . The Heat Tracing Specialists®
www.thermon.com

ISO 9001
REGISTERED

tce Thermal Controls
and Electronics

TC-E B.V.
Nieuwland Parc 314c
2952 DD Alblasserdam
The Netherlands

+31 (0) 183 20 10 88
sales@tc-e.nl
www.tc-e.nl - www.heattrace.eu
Authorized Thermon distributor