



PRODUCT SPECIFICATIONS

# TubeTrace® Type SEI/MEI - HTX

## WITH ELECTRICAL HEAT TRACE

### Isolated from High Temperature Extremes

#### APPLICATION

Freeze protection 40°F (5°C) of steam lines. Continuous exposure to 1100°F (593°C). TubeTrace HTX is a pre-engineered electric traced tube bundle for steam sample lines and impulse lines to pressure transmitters. TubeTrace HTX will provide water freeze protection in ambient conditions down to -50°F (-45°C) with 25 mph (40 kph) wind conditions.

In the past, the only option for tubing subject to high temperature exposure was heat traced with series resistance mineral insulated (MIQ) heat trace. MIQ heaters are custom made to fit each application, so long lead times and specific field measurements are often required. TubeTrace HTX solves this with Thermon parallel resistance HPT heat trace isolated from direct contact with high temperature tubing.

TubeTrace HTX bundles are designed to withstand continuous 1100°F (593°C) superheat steam temperature even when power is applied to the heat trace during ambient conditions of 40°F (5°C)..

#### RATINGS

Watt density	10 w/ft @ 50°F (33 W/m @ 10°C)
Supply voltages <sup>1</sup>	120 or 240 Vac Nominal
Maintain temperature	40°F (5°C) (Freeze protection)
Minimum design ambient	-50°F (-45°C)
Max. continuous exposure temp.	1100°F (593°C)
Minimum bend radius	20" (508 mm)

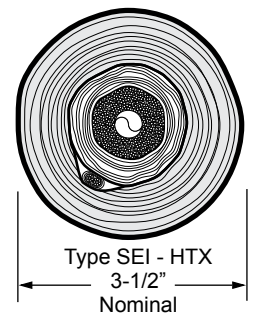
#### PRODUCT FEATURES

- “Touch safe” jackets protect personnel
- “Cut-to-length” for faster installation
- Rated for 1100°F (593°C) continuous exposure temperatures
- Designed for ambient sensing control at +40°F (5°C)
- Freeze protect in ambient of -50°F (-45°C)



#### CONSTRUCTION

- 1 Process tube(s)
- 2 High temperature woven glass fiber thermal insulation
- 3 Heat reflective foil
- 4 HPT heat trace
- 5 Thermal diffusion foil
- 6 Non-hygroscopic glass fiber insulation
- 7 Polymer outer jacket (ATP or TPU)



#### BASIC ACCESSORIES

##### END SEAL KIT

##### FAK-7HTS-HT/HTX-1

- Up to 3.50" o.d.
- Single tube, single tracer

##### FAK-7HTS-HT/HTX-2

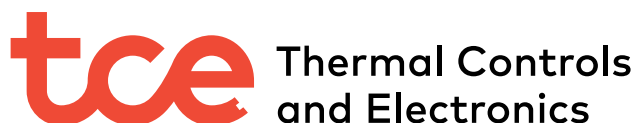
- Up to 3.50" o.d.
- Dual tube, single tracer



#### Note

1. Higher voltages up to 480 Vac may be possible: contact Thermon for design assistance.

THERMON The Heat Tracing Specialists®



TC-E B.V.  
Nieuwland Parc 314c  
2952 DD Alblasterdam  
The Netherlands

+31 (0) 183 20 10 88  
sales@tc-e.nl  
www.tc-e.nl - www.heattrace.eu  
Authorized Thermon distributor



PRODUCT SPECIFICATIONS

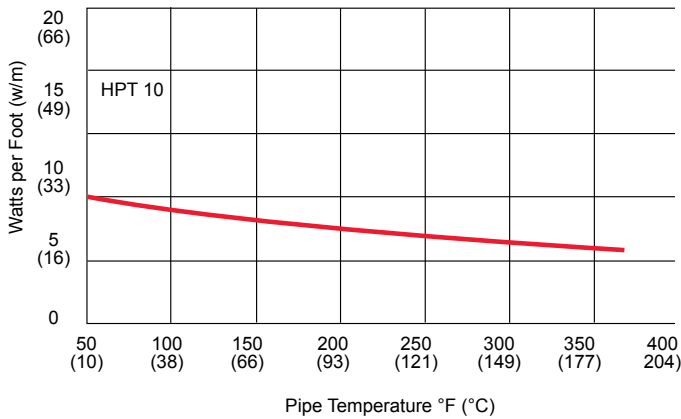
# TubeTrace® Type SEI/MEI - HTX

WITH ELECTRICAL HEAT TRACE  
Isolated from High Temperature Extremes

## POWER OUTPUT CURVES

The power outputs shown apply to cable installed on insulated metallic pipe (using the procedures outlined in IEEE Standard 515) at the service voltages stated below. For use on other service voltages, contact Thermon.

Catalog Number	Zone Length in (cm)	Catalog Number	Zone Length in (cm)	Power Output at 50°F (10°C)
HPT 10-1	18 (46)	HPT 10-2	24 (61)	10 (33)



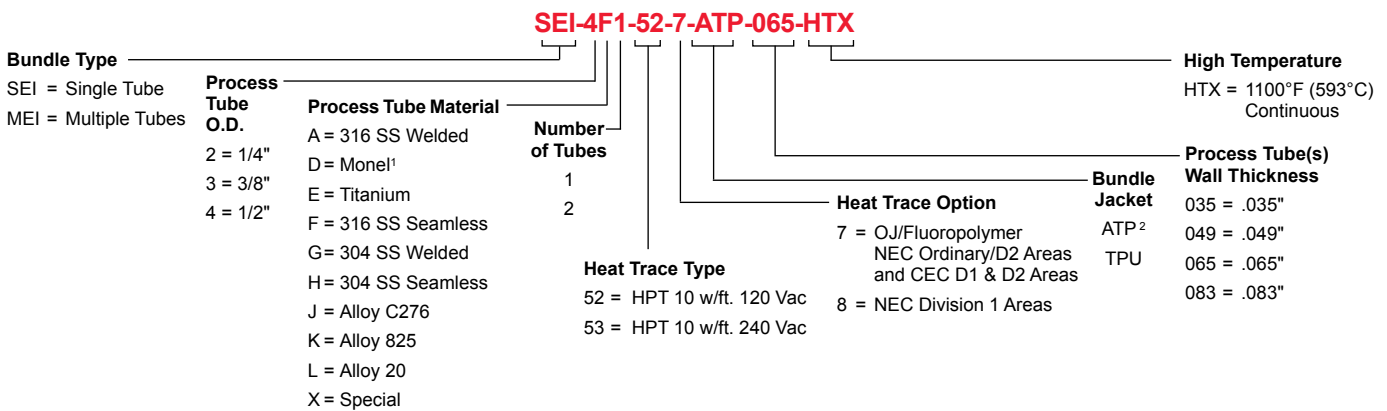
## CIRCUIT BREAKER SIZING

Maximum circuit lengths for various circuit breaker amperages are shown below. Breaker sizing should be based on the National Electrical Code, Canadian Electrical Code or any other applicable code. The National Electrical Code and Canadian Electrical Code require ground-fault protection of equipment for each branch circuit supplying electric heating equipment. Check local codes for ground-fault protection requirements.

Catalog Number	Start-Up Temperature °F (°C)	Max. Circuit Length vs. Breaker Size ft (m)			
		20A	30A	40A	50A
HPT 10-1	50 (10)	155 (47)	240 (73)	300 (91)	--
	0 (-18)	145 (44)	215 (66)	300 (91)	--
	-20 (-29)	135 (41)	210 (64)	290 (88)	300 (91)
	-40 (-40)	130 (40)	200 (61)	275 (84)	300 (91)

Catalog Number	Start-Up Temperature °F (°C)	Max. Circuit Length vs. Breaker Size ft (m)			
		20A	30A	40A	50A
HPT 10-2	50 (10)	310 (95)	485 (148)	600 (183)	--
	0 (-18)	280 (85)	435 (133)	600 (183)	--
	-20 (-29)	270 (82)	420 (128)	580 (177)	600 (183)
	-40 (-40)	260 (79)	400 (122)	550 (168)	600 (183)

## HOW TO SPECIFY



### Notes

1. Monel is a trademark of Inco Alloys International, Inc.
2. Black ATP is standard.

## CERTIFICATIONS/APPROVALS



FM Approvals  
Ordinary Locations  
Hazardous (Classified) Locations  
Class I, Division 2, Groups B, C and D  
Class II, Division 2, Groups F and G\*  
Class III, Divisions 1 and 2  
Division 1 Locations  
Requires Heater Cable Option 8:  
Class I, Division 1, Groups B, C and D  
Class II, Division 1, Groups E, F and G



Underwriters Laboratories Inc.  
Ordinary Locations  
Hazardous (Classified) Locations  
Class I, Division 2, Groups B, C and D  
Class II, Division 2, Groups E, F and G\*  
Class III, Divisions 1 and 2  
Class I, Zone 1, AExe II  
Class I, Zone 2, AExe II  
Division 1 Locations  
Requires Heater Cable Option 8:  
Class I, Division 1, Groups B, C and D  
Class II, Division 1, Groups E, F and G



Canadian Standards Association  
Ordinary Locations  
Hazardous (Classified) Locations  
Class I, Division 2, Groups A, B, C and D  
Class II, Division 2, Groups E, F and G  
Class I, Division 1, Groups A, B, C and D  
Class II, Division 1, Groups E, F and G  
Ex e II

\* CL. II, Div. 2 requires Thermon design review.