



PRODUCT DATASHEET

SNAPTRACE®

PREFORMED HEAT TRANSFER COMPOUNDS

APPLICATION

SnapTrace is a preformed flexible heat transfer compound designed for rapid, consistent installation over steam trace tubing on straight piping. SnapTrace should be used with TFK channels (sold separately) for mechanical and weather protection. (Refer to the back of this specification sheet for additional information.)

Thermon's heat transfer compounds provide an efficient thermal connection between the tracer and the process equipment. By eliminating the air voids that would ordinarily exist, heat is directed into the pipe wall primarily through conduction rather than convection and radiation. A single tracer utilizing Thermon's heat transfer compound has the equivalent performance of three to five (bare) tracers.

Bulk Heat Transfer Compounds can be installed in TFK channels to create a ChannelTrace™ system. While SnapTrace is considered part of the ChannelTrace family, the ability to rapidly install SnapTrace on straight runs is unique and cost effective.

SPECIFICATIONS/RATINGS

Standard length..... pre-formed 4' (1.22 m) sections
 Maximum exposure temperature (ASTM E2550)..... 232°C (450°F)
 Minimum exposure temperature..... -65°C (-85°F)
 Minimum installation temperature -10°C (14°F)
 Leachable Halogens (ASTM C871)..... < 50 ppm
 Shore Hardness (ASTM D2240)..... 85A
 Heat transfer coefficient, U_i tracer to pipe wall
 114-227 w/m² · °C (20-40 Btu/hr · °F · ft²)
 Electrical resistivity..... 60 ohms-cm (150 ohms-inch)
 Shelf life..... indefinite
 Bond strength..... > 1380 kPa (> 200 lb/in²)
 Water-soluble no

Note

1. A four-hour start-up procedure should be implemented to circulate fluids > 93°C (200°F) through the tracers to soften the SnapTrace for maximum surface conformance and optimal performance.

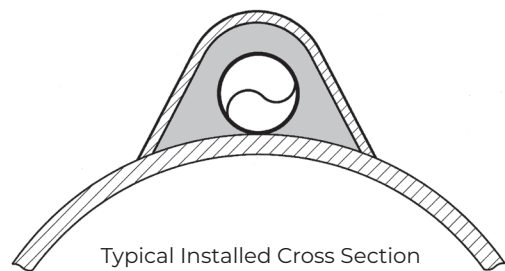


DESCRIPTION

SnapTrace sections are shipped in 4-foot (1.22 m) lengths and are packaged 25 sections per box. SnapTrace is water resistant and requires no curing procedures.

BENEFITS

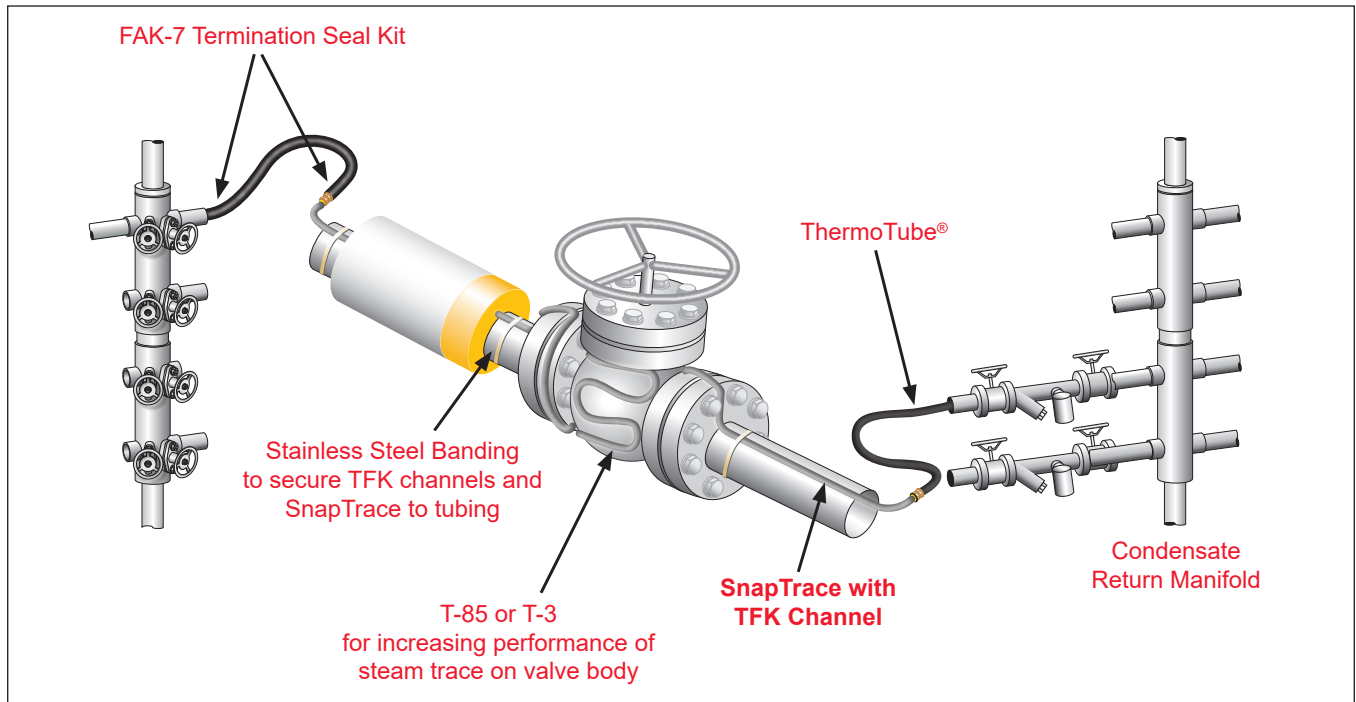
- Factory-formed to fit the tracer and pipe
- Can be installed up to five times faster than hand troweled compounds
- Water resistant
- No surface preparation required
- No curing required,
- Increases heat transfer rates significantly over bare tracing



Typical Installed Cross Section
(ChannelTrace system)




TYPICAL STEAM TRACING SYSTEM



SNAPTRACE SIZES

Product Type	Description
ST-1	Fits 3/8" O.D. Tracer Tubing for Nominal Pipe Sizes 1-1/2" or Larger
ST-2	Fits 1/2" O.D. Tracer Tubing for Nominal Pipe Sizes 1-1/2" or Larger

BASIC ACCESSORIES



TFK-4 galvanized steel channel 30 mm x 21 mm (1.18" x .84") covers SnapTrace heat transfer compound applied to 3/8" or 1/2" O.D. tube tracers. Stainless steel TFK channels are also available.



Stainless Steel Banding used to secure tracer, compound and channel to piping.

- **T2SSB** (.50" x .020") for 3/8" and 1/2" O.D. tube tracers.
- **C001** banding tool for applying tension to T2SSB banding.
- **1950A** crimping tool for T34PB-CR seals.
- **T34PB-CR** crimp seals for fastening tensioned banding.